



District Report Card: 2017


State: Bihar	District: Purba Champaran
Class: 3	Subject: Mathematics
Schools: 61	Students: 1275


Participation/Coverage


Students

<div>GENDER</div> <div></div>	Boys		Girls	
	Number	%	Number	%
	567	44.47	708	55.53

<div>AREA</div> <div></div>	Rural		Urban	
	Number	%	Number	%
	1265	99.22	10	0.78

<div>CATEGORY</div> <div></div>	SC		ST		OBC		GEN	
	Number	%	Number	%	Number	%	Number	%
	170	13.33	25	1.96	954	74.82	126	9.88

<div>CWSN</div> <div></div>	LD	VI	HI	S&LD	ID	Oth
	2	5	3	0	2	0

<div>Management</div> <div></div>	Government		Government-aided	
	Number	%	Number	%
	1275	100.00	0	0.00

Average Performance of Students in Mathematics (%)

Overall	Gender		Area		Management		Social Group			
	Male	Female	Rural	Urban	Govt.	Aided	SC	ST	OBC	GEN
54.19	55.81	52.89	54.35	34.00	54.19	0.00	51.37	54.93	54.37	56.51

Performance on Learning Outcomes (LOs)

Learning Outcomes	Description	Average Performance(%)
M301	Reads and writes numbers up to 999 using place value	43.36
M302	Compares numbers up to 999 based on their place values	65.41
M303	Solves simple daily life problems using addition and subtraction of three digit numbers with and without regrouping	50.55
M304	Constructs and uses the multiplication facts (up till 10) in daily life situations	61.96
M305	Analyses and applies an appropriate number operation in the situation/ context	50.12
M306	Explains the meaning of division facts by equal grouping/sharing and finds it by repeated subtraction	54.59
M309	Identifies and makes 2D-shapes by paper folding, paper cutting on the dot grid, using straight lines etc.	68.02
M311	Fills a given region leaving no gaps using a tile of a given shape	32.39
M312	Estimates and measures length and distance using standard units like centimeters or meters & identifies relationships	34.74
M317	Reads the time correctly to the hour using a clock/watch	60.00
M318	Extends patterns in simple shapes and numbers	47.52
M319	Records data using tally marks, represents pictorially and draws conclusions	58.35

Range of Performance of Students who Answered Correctly							
Below 30%		30% - 50%		50% - 75%		Above 75%	
Number	%	Number	%	Number	%	Number	%
243	19.06	336	26.35	383	30.04	313	24.55

Lowest Performing Learning Outcomes (LOs)

- 1 - Fills a given region leaving no gaps using a tile of a given shape (32.39)
- 2 - Estimates and measures length and distance using standard units like centimeters or meters & identifies relationships (34.74)
- 3 - Reads and writes numbers up to 999 using place value (43.36)
- 4 - Extends patterns in simple shapes and numbers (47.52)
- 5 - Analyses and applies an appropriate number operation in the situation/ context (50.12)